


Imprima o alfabeto 2 vezes, para que possa ser construídas palavras com letras repetidas.


Na placa de palavras, coloque contact por cima, assim fica escreve e apaga. Ou pode escrever no quadro da sala.


LETRA


LEAVANO









































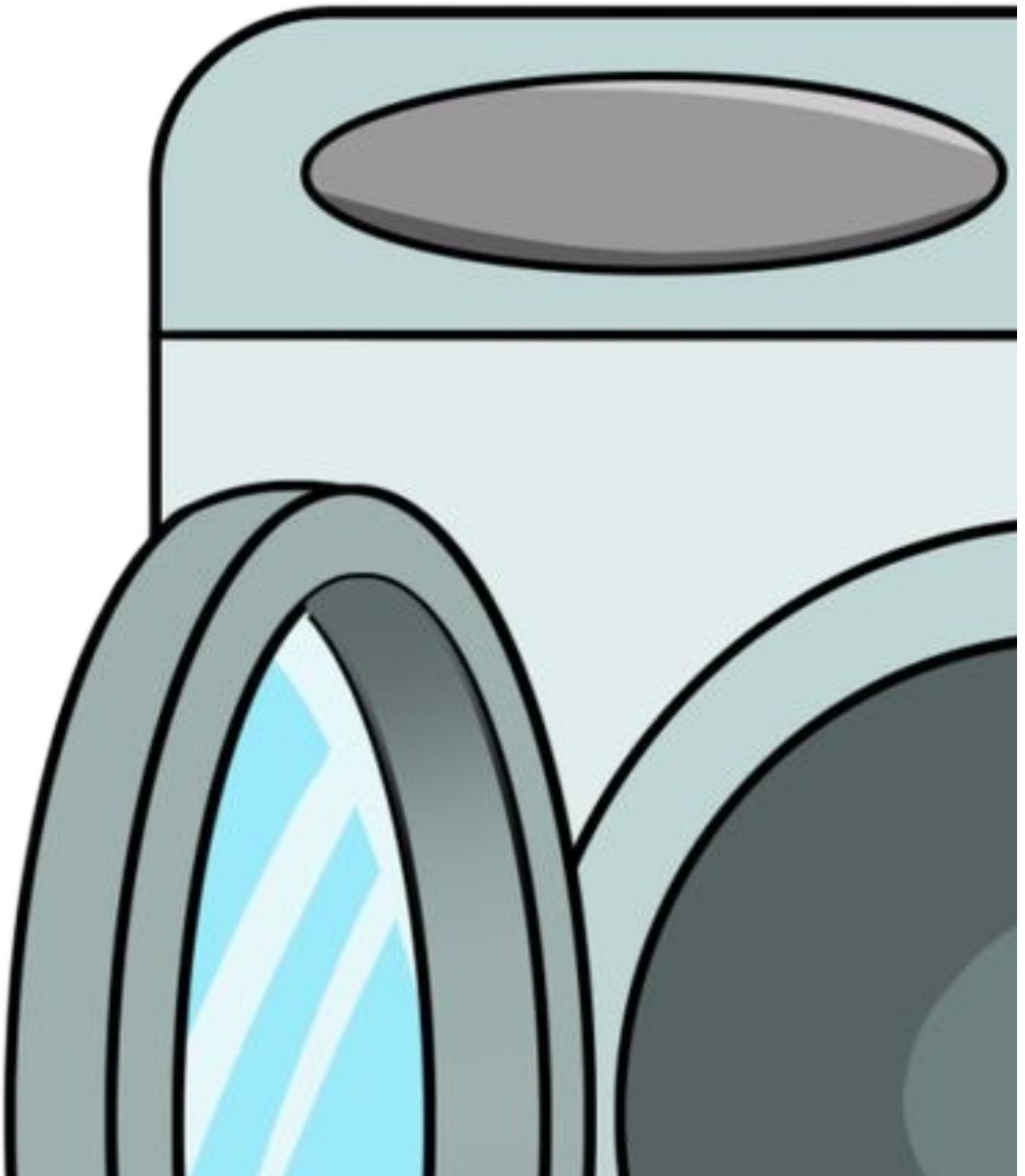


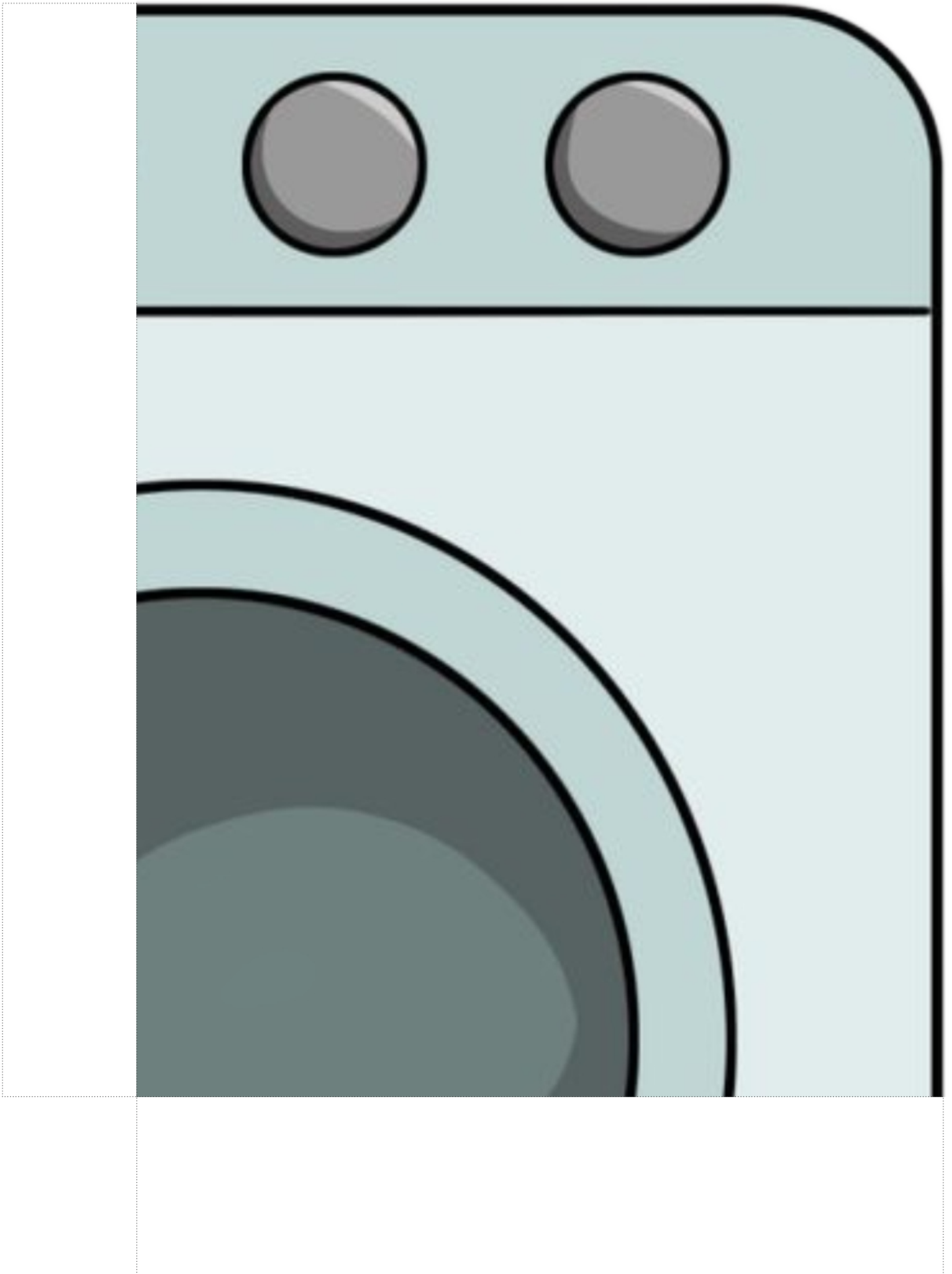




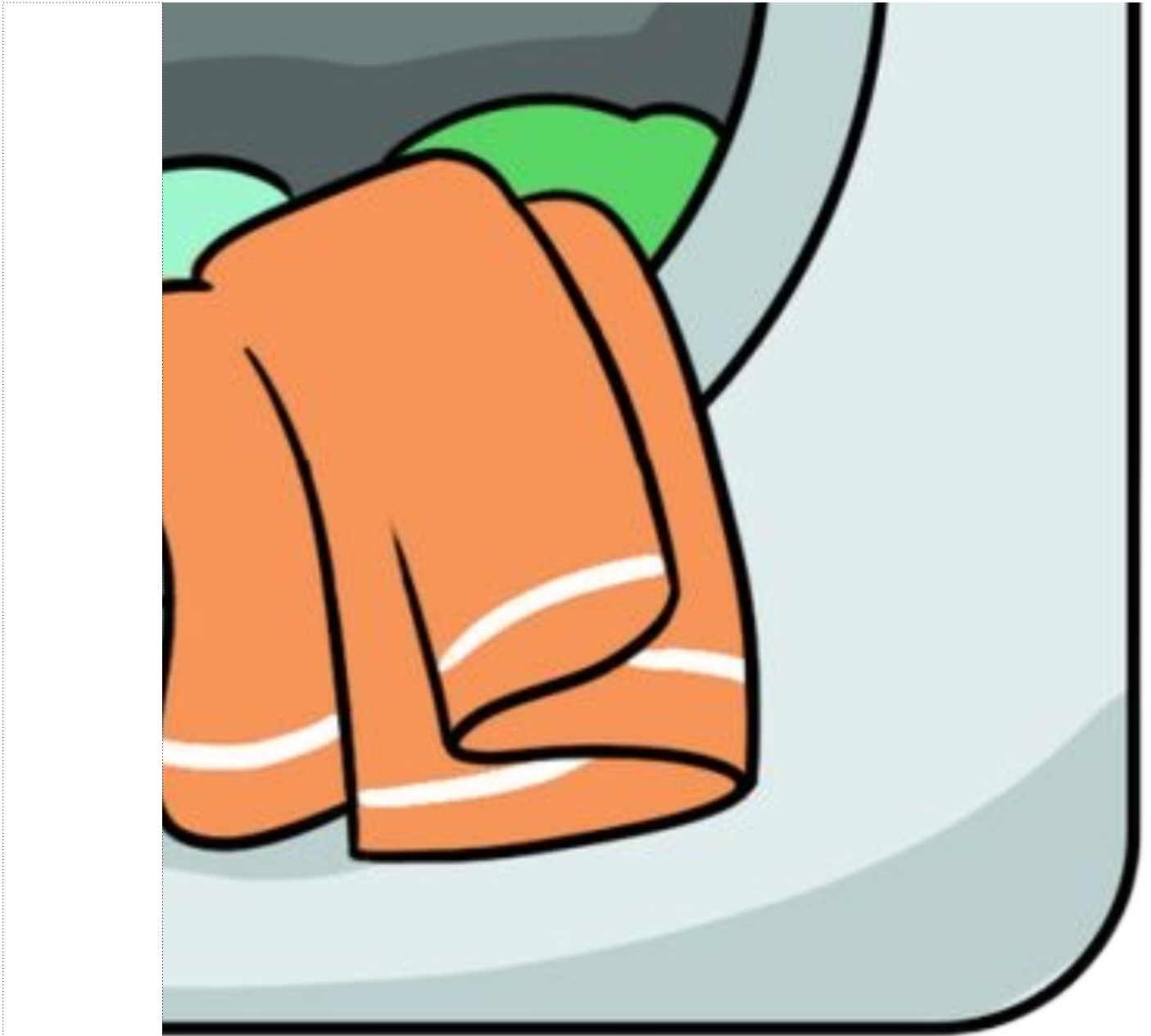





























# QUAL É A

Blank writing area for the first row.

Blank writing area for the second row.

Blank writing area for the third row.

# PALAVRA?

Three large yellow rectangular boxes with dashed borders, intended for writing words. The boxes are arranged vertically and are separated by thin light blue horizontal lines. The top box is the largest, the middle box is slightly smaller, and the bottom box is the smallest. The entire page is framed by a thick black border.

The image shows a vertical sheet of paper designed for use as a checklist or a list of items. It features a black border on the left and bottom edges, and a dotted line on the right edge. The main body of the sheet is divided into four horizontal yellow sections by light blue bands. Each yellow section has rounded corners on the left side. The right side of the sheet is a white strip with a dotted border.

The image shows a worksheet with four large, empty yellow rectangular boxes arranged vertically. Each box has rounded corners and is outlined with a dashed line, suggesting they are intended to be cut out. The boxes are separated by thin, light blue horizontal lines. The entire worksheet is framed by a thick black border on the right and bottom sides.



# Bolacha Pedagógica

Material Disponibilizado Gratuitamente  
**Venda Proibida**



## O portal preferido dos professores da educação

Recursos, ferramentas e ideias  
pedagógicas!



@bolacha\_pedagogica

Apoie o projeto compartilhando o endereço:  
[www.bolachapedagogica.com](http://www.bolachapedagogica.com)



Se este material te ajudou de alguma forma, compartilhe as artes nas redes sociais e marque o perfil

### Direitos Autorais

Este material foi produzido pela Pâmela Fumagalli, autora e criadora do portal [bolachapedagogica.com](http://bolachapedagogica.com).

Este material está sendo disponibilizado gratuitamente no site, não sendo autorizada a venda ou alteração do arquivo seja de todo o conteúdo ou parte dele.

Caso tenha a intenção de indicar este material para qualquer pessoa, ao invés de compartilhar o arquivo, sugerimos que deve ser compartilhado o link do site [www.bolachapedagogica.com](http://www.bolachapedagogica.com) para que o interessado obtenha o material a partir do site.

A venda ou alteração deste material ou parte dele por pessoa física, jurídica, sites, blogs, canais, páginas/perfis "sociais" sem a autorização previa da autora, incorre em violação de direito autoral conforme Código Penal Art 184, e haverá a denúncia em órgão de proteção global como DMCA o que poderá acarretar em penalizações judiciais, bloqueio de sua conta em perfil social e bloqueio de conta do Google AdSense.